
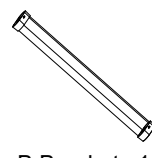


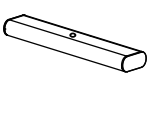
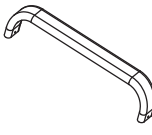
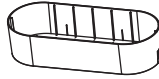



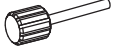
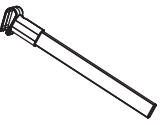



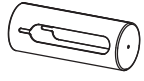
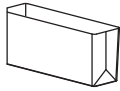


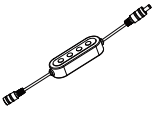

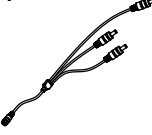


Instruction Manual for Hydroponic Planter (Triple Layer)

<p>A</p>  <p>A Bracket x1</p>	<p>B</p>  <p>B Bracket x1</p>	<p>C</p>  <p>C Bracket x1</p>	<p>D</p>  <p>D Bracket x1</p>	<p>E</p>  <p>Base Bracket x2</p>	<p>F</p>  <p>Lifting Handle x1</p>	<p>G</p>  <p>Basin x3</p>	<p>H</p>  <p>Basin Cover x3</p>
<p>I</p>  <p>Planter Plate x15</p>	<p>J</p>  <p>Hex Head Screw x6</p>	<p>K</p>  <p>Hex Head Screw x4</p>	<p>L</p>  <p>LED Luminaire x3</p>	<p>M</p>  <p>Cotton Ropes x15</p>	<p>N</p>  <p>Water Bottle Interface x3</p>	<p>O</p>  <p>Water Bottle x3</p>	<p>P</p>  <p>Water Bottle Shell x3</p>
<p>Q</p>  <p>Non-woven Fabric Grow Bag x15</p>	<p>R</p>  <p>Vermiculite Planting Granules x3</p>	<p>S</p>  <p>Hex Key x1</p>	<p>T</p>  <p>Control Connector x1</p>	<p>U</p>  <p>Power Cord x1</p>	<p>V</p>  <p>1-to-3 Splitter Cable x1</p>		

